

# The Mt. Jefferson I



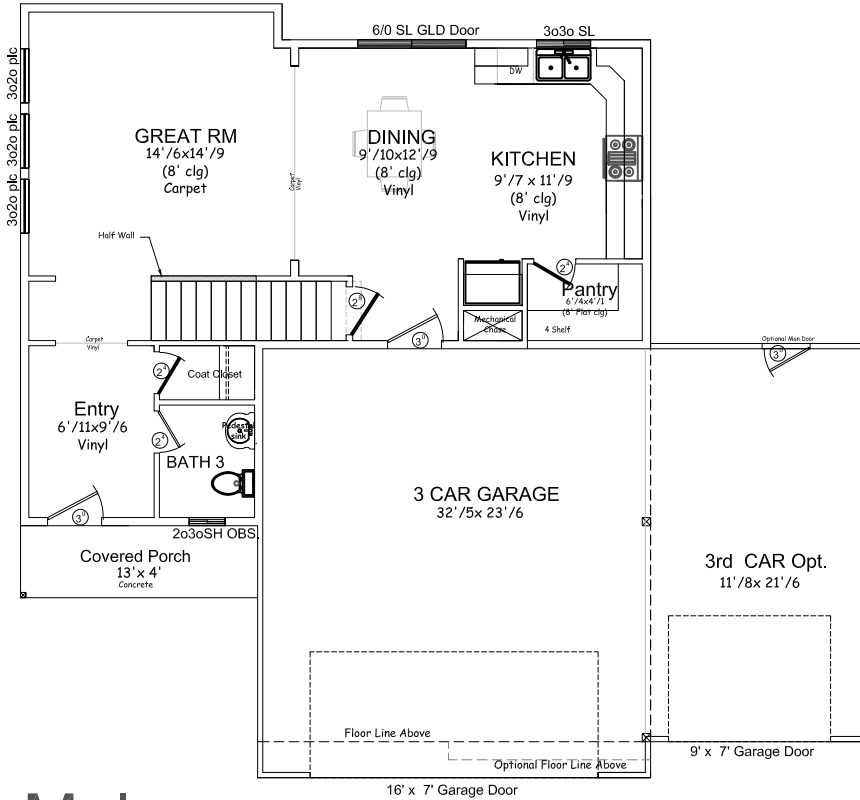
Approximate -Square Footage

Basement	725 sf
Main Floor	725 sf
Upper Floor	1209/1220 sf
Total Living Area:	<b>2659/2670 sf</b>

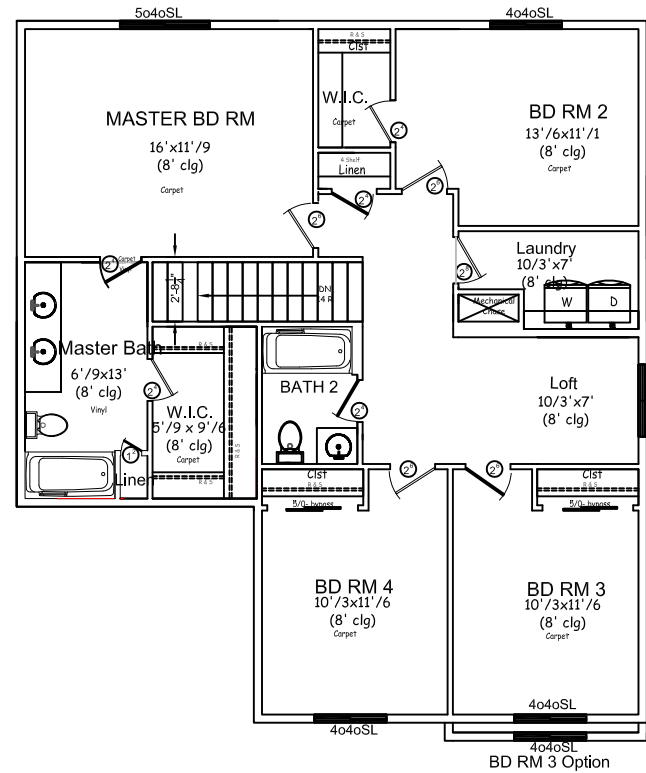
Garage	783sf
Total:	<b>3442/3453sf</b>

4M4 Design Solutions  
Vancouver, WA, 98682  
971-404-8714

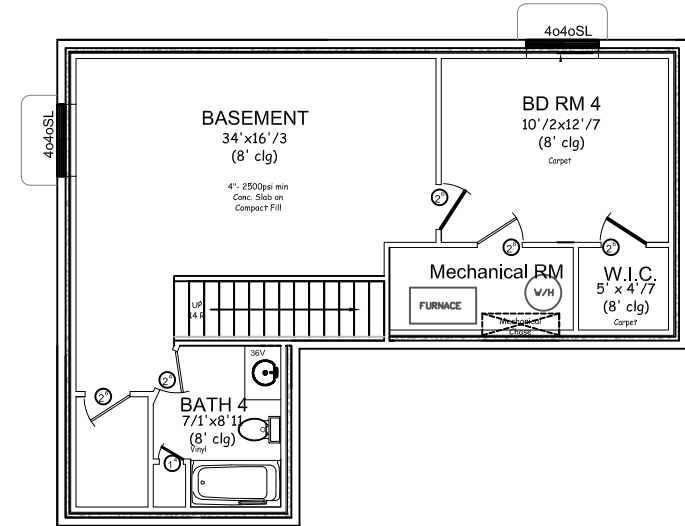
In an effort to continuously improve our product, Tri Mountain Construction inc. reserves the right to modify pricing, plans, policies, extensions and specifications. These are computer renderings and actual construction may vary, square footage is approximate. Floor plans and finishes may vary from one neighborhood to another.



Main



Upper



Basement



P.O. Box 2207, Gillette, Wyoming 82717

Date: 8/26/11

D.B.: MLM

Scale: NTS

Job#: 008-10

